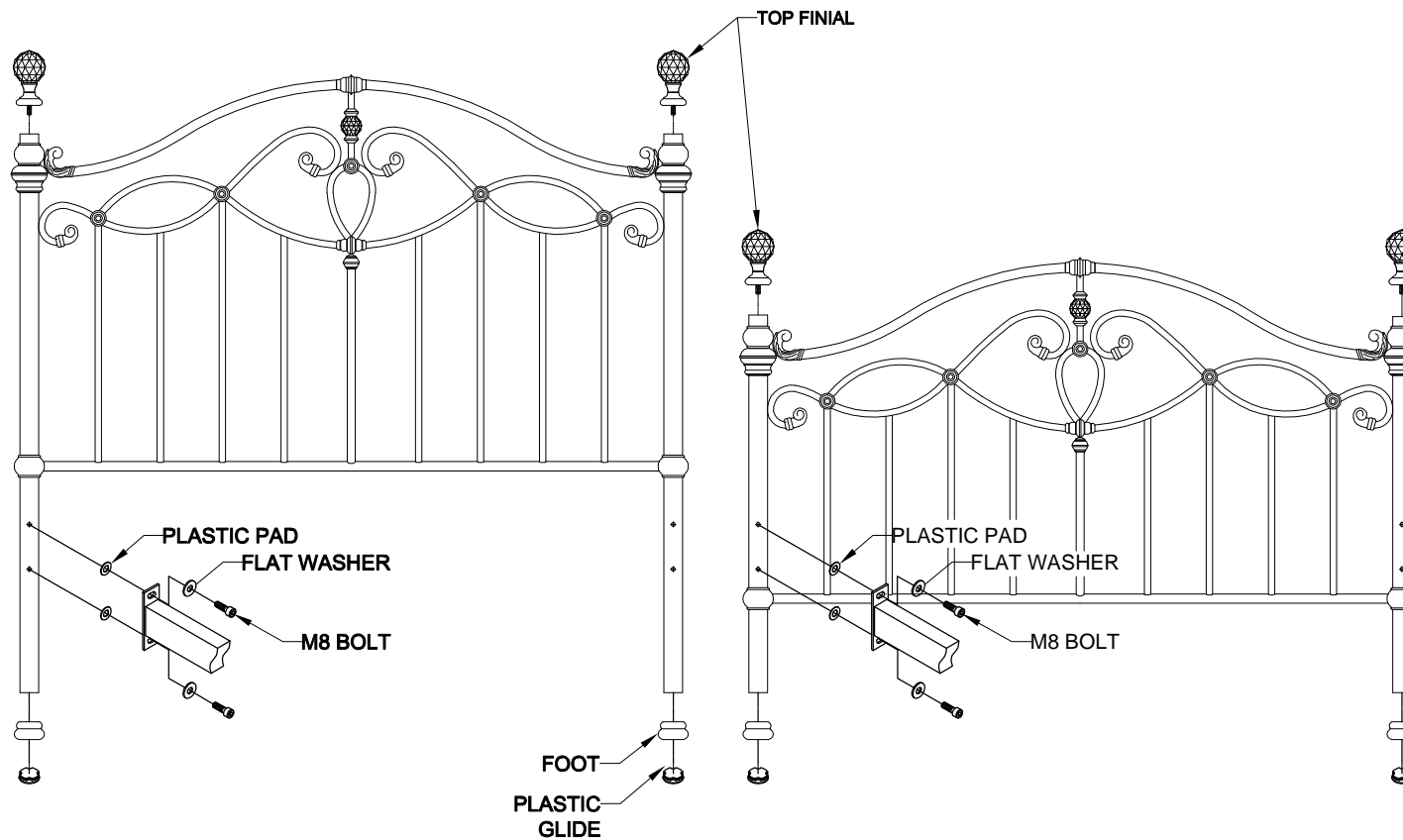




BENTLEY DESIGNS

CODE NO:M1511B - 122 ELENA 122 CM HEADEND & FOOTEND IN BLACK NICKEL
CODE NO:M1511B - 135 ELENA 135 CM HEADEND & FOOTEND IN BLACK NICKEL
CODE NO:M1511B - 150 ELENA 150 CM HEADEND & FOOTEND IN BLACK NICKEL

NOTE: Please see separate instructions for base assembly







CARE OF YOUR BEDSTEAD



- Use a soft dry duster to clean your plated bedstead
- For stubborn stains, use a soft damp cloth and then revert to the soft dry duster
- **PLEASE NOTE :** Polishing materials and solvents should not be used, as they dissolve the protecting lacquer and allow oxidation of the genuine base material.
- Using fittings in the incorrect place when assembling the bedstead can cause fittings to become cross threaded. This can then lead to fittings becoming trapped; making disassembly of the product difficult and voiding the warranty. Please take care to ensure all fittings are used only where stipulated.

We cannot accept responsibility for damage caused due to misuse of this product.

HARDWARE PACK

 PLASTIC PAD 8 PCS
 FINIAL 4PCS

 FLAT WASHER 8 PCS
 FOOT 4PCS

 M8 BOLT 8 PCS
 PLASTIC GLIDE 4PCS

 6 m/m ALLEN WRENCH 1PC