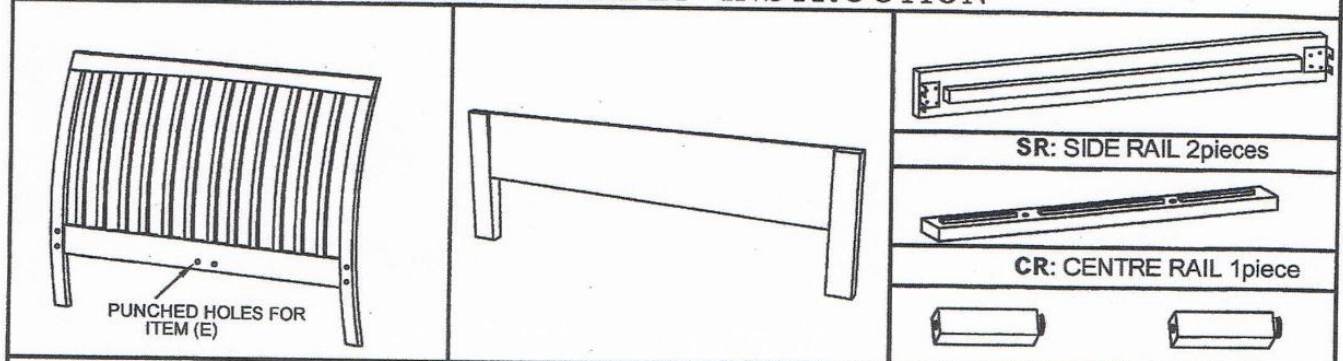
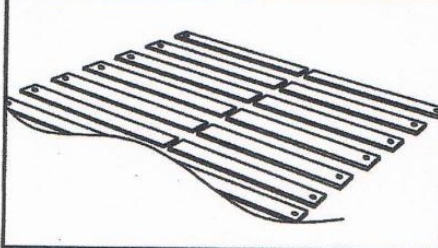


BED ASSEMBLY INSTRUCTION



HB: HEAD BOARD 1piece FB: FOOT BOARD 1piece CRS: CENTRE RAIL SUPPORT 2pieces

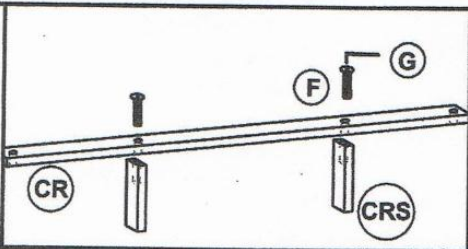


ST: SLAT 1SET

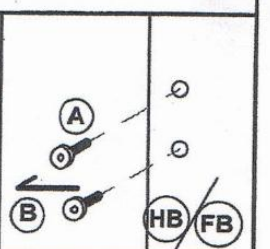
ITEM	QTY.	DESCRIPTION	
A	8	JCBB SCREW M8 X 25mm	
B	1	ALLEN KEY M5	
C	4	RATTAN SCREW #8 X 1-1/4"	
D	48	RATTAN SCREW #8 X 1"	
E	2	U- WOODEN BRACKET	
F	2	JCBC SCREW M6 X 40mm	
G	1	ALLEN KEY M4	

7 EASY STEPS

STEP 1:-
SCREW IN ITEM (CRS)
INTO (CR) WITH
ITEM (F) USING
ITEM (G)



STEP 2:-
FIX ITEM (A) INTO
ALL THE (HB)&(FB) HOLES
(DO NOT TIGHTEN IT)
USING ITEM (B)

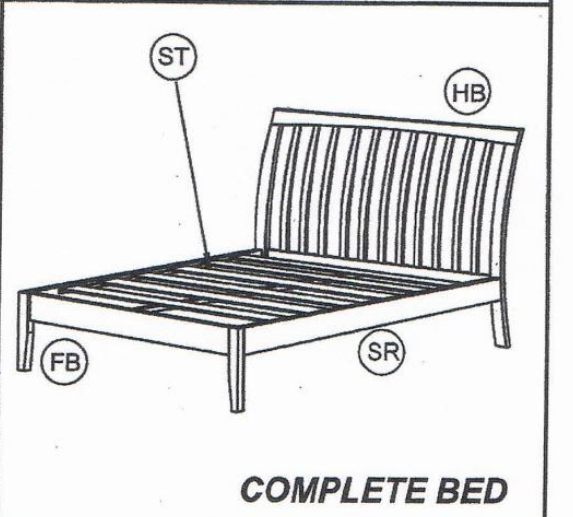
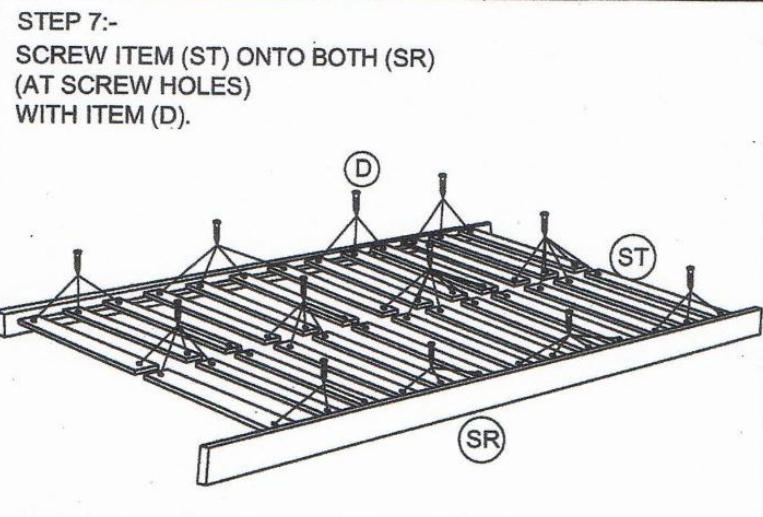
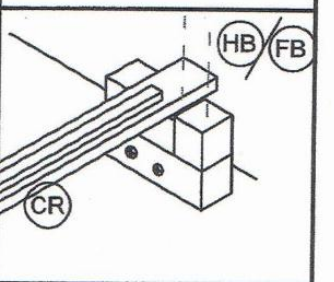
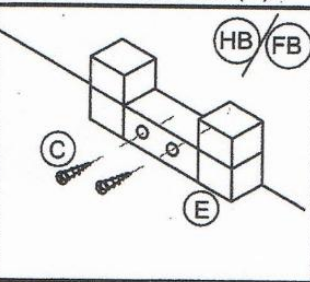
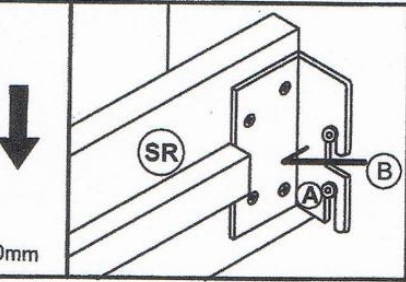
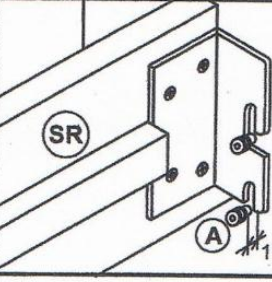


STEP 3:-
SLOT IN (SR) ONTO
THE ITEM (A)

STEP 4:-
TIGHTEN ITEM (A)
USING ITEM (B)

STEP 5:-
FIX THE ITEM (E) ONTO
THE (HB)&(FB) SCREW
HOLES WITH ITEM (C)

STEP 6:-
SLOT IN (CR) ONTO THE
ITEM (E)



COMPLETE BED